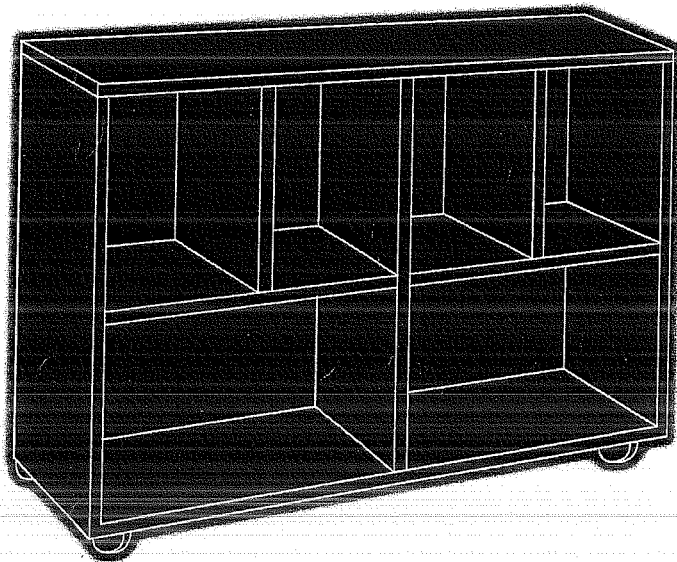


Profile

MOBILE LARGE STORAGE UNIT

CODE ~~MMLC10~~/MLSU1

BEFORE STARTING TO ASSEMBLE THIS UNIT
PLEASE READ THE STEP BY STEP
ASSEMBLY INSTRUCTIONS CAREFULLY



TOOLS ALLEN KEY (SUPPLIED) • PHILIPS SCREW DRIVER

CHECKLIST FAMILIARISE YOURSELF WITH THE CONTENTS,
CHECK THERE IS NOTHING MISSING • CHECK YOU HAVE ALL THE
TOOLS REQUIRED • MAKE ROOM TO ASSEMBLE PRODUCT

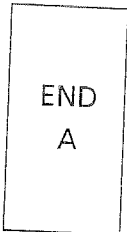
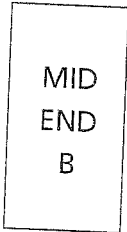
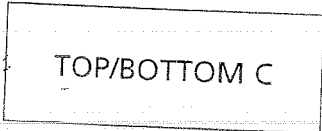

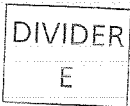

INSTRUCTIONS

HELPLINE
0151 479
3030

STORAGE
FILING &
DISPLAY

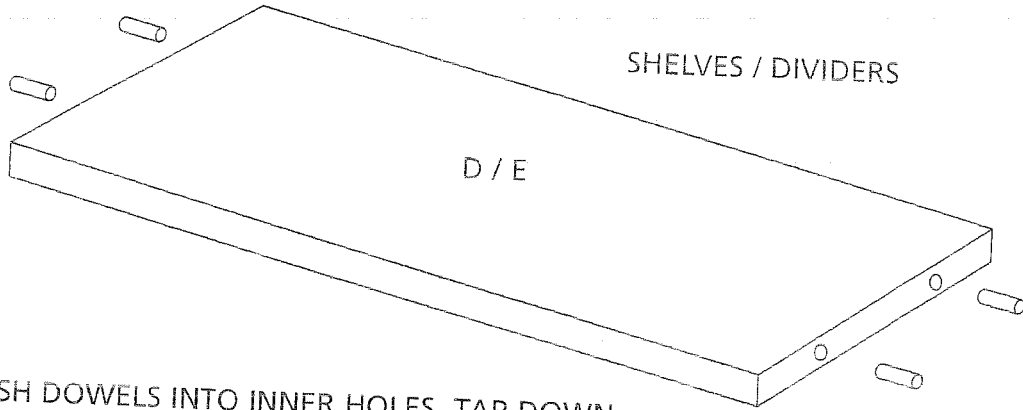
COMPONENTS	QUANTITY
CONFORMAT SCREW	16
30mm x 8mm DOWEL	16
1/2 x 8 GAUGE SCREW	16
CASTOR-LOCKABLE	2
CASTOR-FREE WHEEL	2
GLUE	1

IMPORTANT APPLY A SMALL AMOUNT OF GLUE INTO DOWEL HOLES BEFORE DOWELS ARE INSERTED

PANELS	QUANTITY	SIZE
	2	620mm x 298mm
	1	620mm x 282mm
	2	1000mm x 300mm
	2	476mm x 282mm
	2	302mm x 280mm
	1	968mm x 620mm

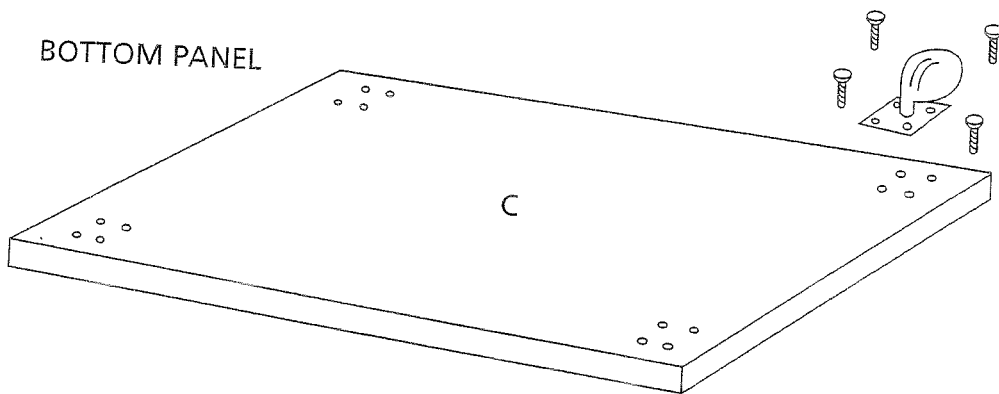
PANELS LETTERED FOR IDENTIFICATION IF SPARE PART IS REQUIRED. PLEASE ALSO STATE COLOUR

STEP 1



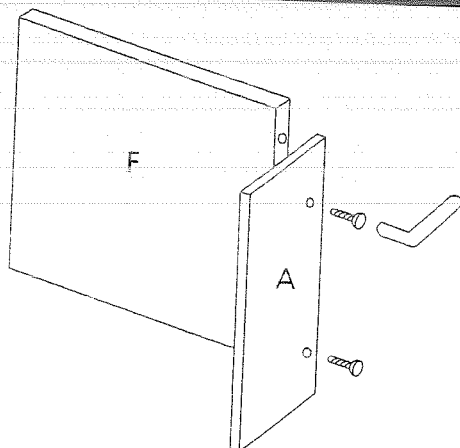
PUSH DOWELS INTO INNER HOLES. TAP DOWN

STEP 2



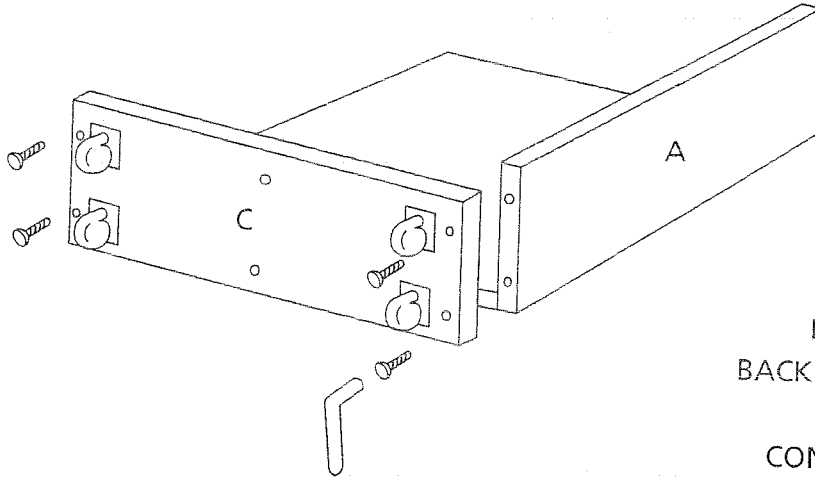
SECURE (4) CASTORS TO BOTTOM USING 1/2" X 8 SCREW INTO 'POP' MARKS
(LOCKABLE CASTOR TO FRONT OR REAR)

STEP 3



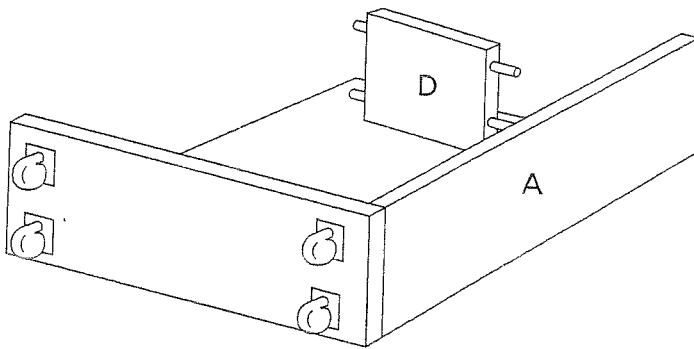
SECURE END TO BACK
PANEL USING (2)
CONFORMAT SCREWS

STEP 4



LAY ASSEMBLY ON
BACK. SECURE BOTTOM
TO END USING (2)
CONFORMAT SCREWS

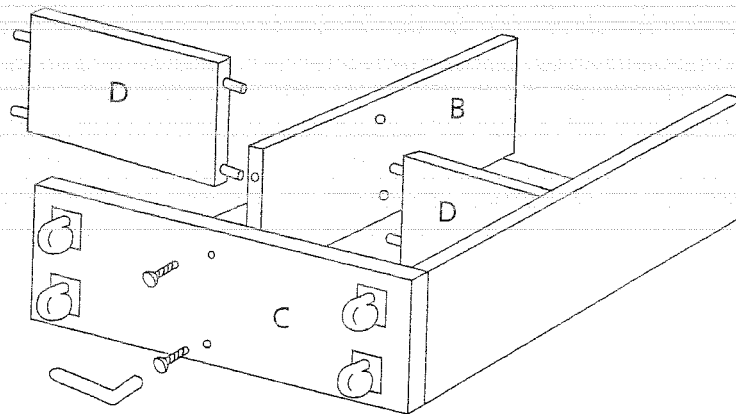
STEP 5



PUSH SHELF INTO DOWEL
HOLES INN END A

STEP 6

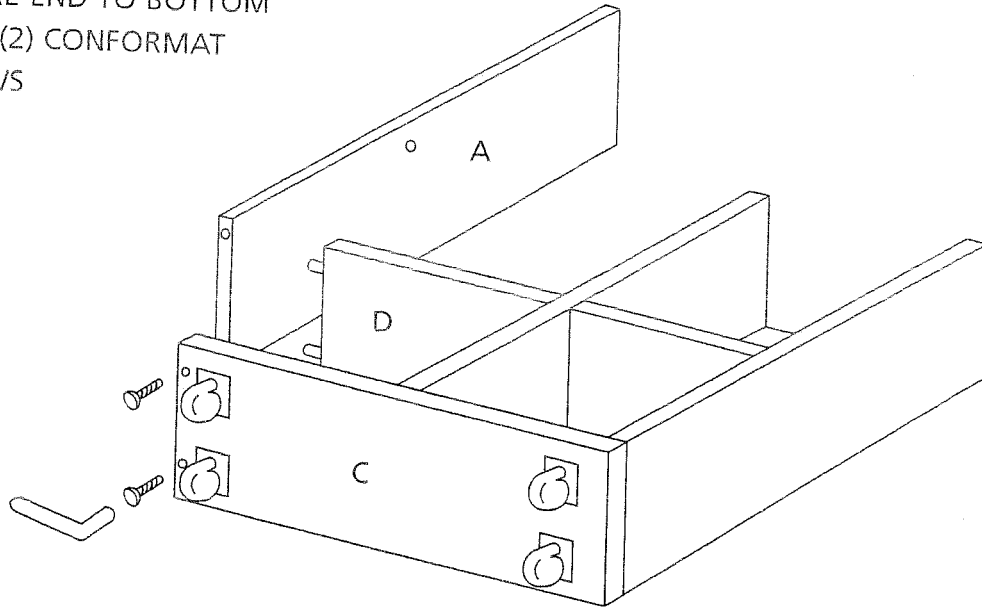
PUSH MID END ONTO
DOWELS IN FIXED
SHELF D. SECURE TO
BOTTOM WITH (2)
CONFORMAT SCREWS



PUSH SHELF D ONTO
DOWEL HOLES IN MID END

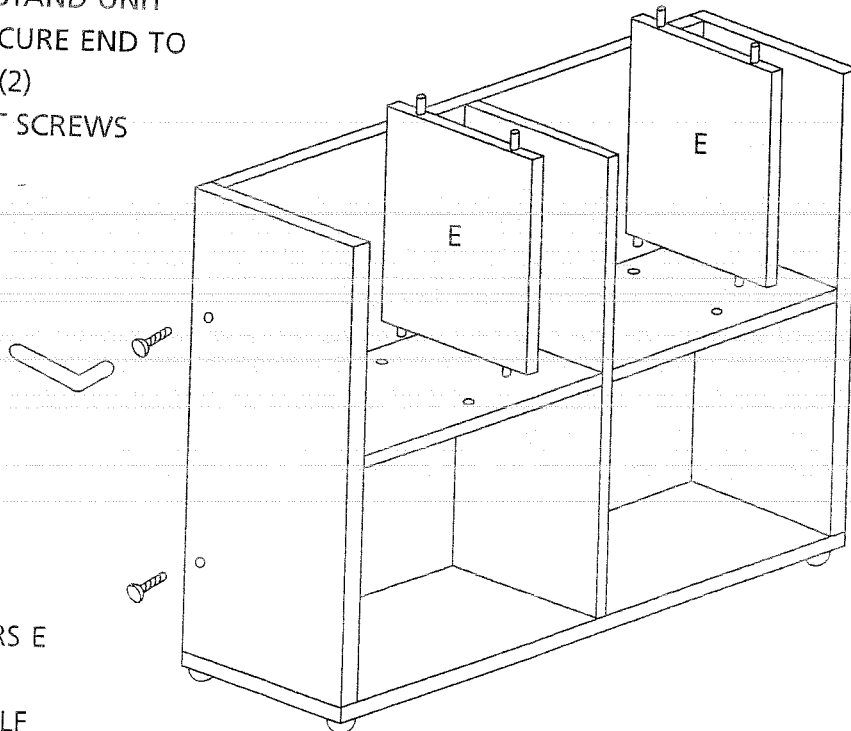
STEP 7

PUSH END A ONTO
DOWELS IN FIXED SHELF D.
SECURE END TO BOTTOM
WITH (2) CONFORMAT
SCREWS



STEP 8

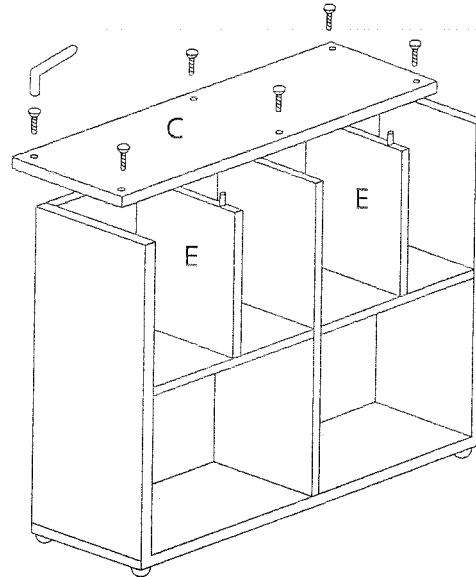
CAREFULLY STAND UNIT
UPRIGHT. SECURE END TO
BACK WITH (2)
CONFORMAT SCREWS



PUSH DIVIDERS E
INTO DOWEL
HOLES IN SHELF

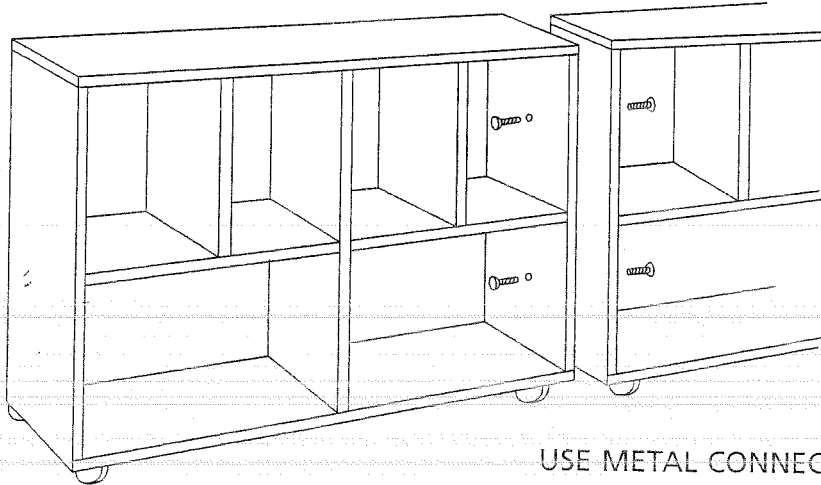
STEP 9

POSITION TOP C ONTO
DOWELS IN DIVIDERS E.



SECURE TOP TO ENDS AND
MID END WITH (6)
CONFORMAT SCREWS

STEP 10



USE METAL CONNECTING BOLTS
(2) TO JOIN UNITS TOGETHER

YOUR UNIT IS NOW COMPLETE. SHOULD YOU COME ACROSS ANY PROBLEMS THEN CALL
HELPLINE 0151 479 3030

Profile